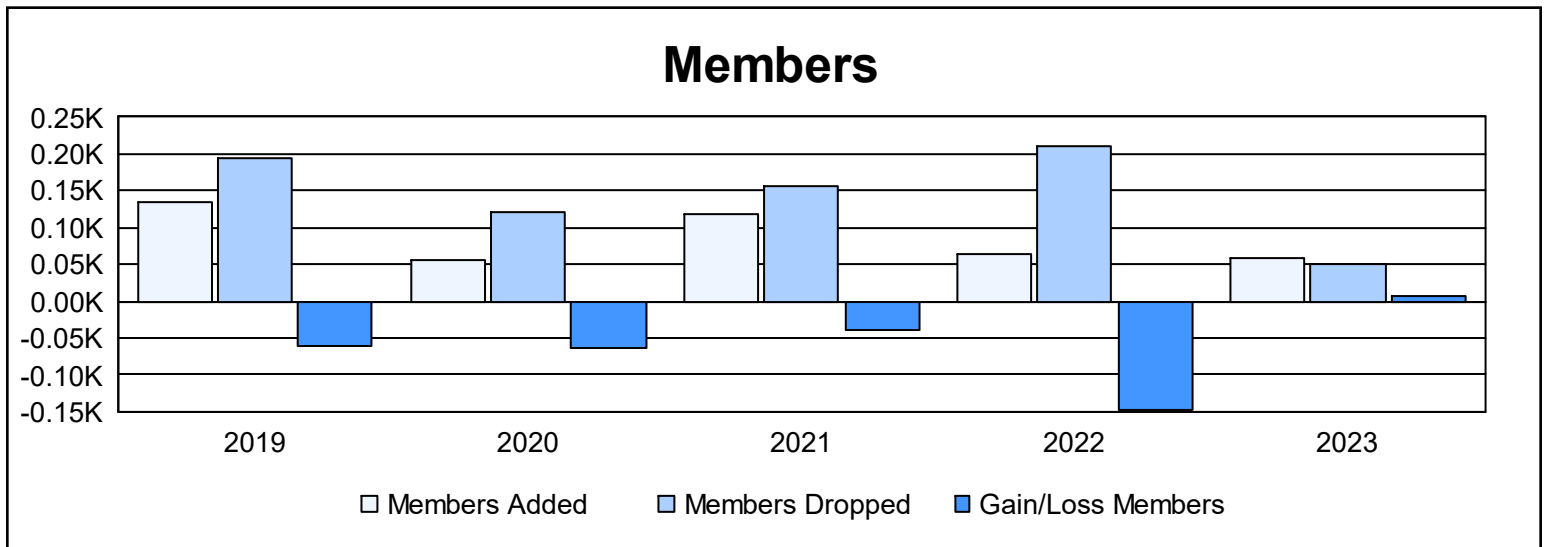
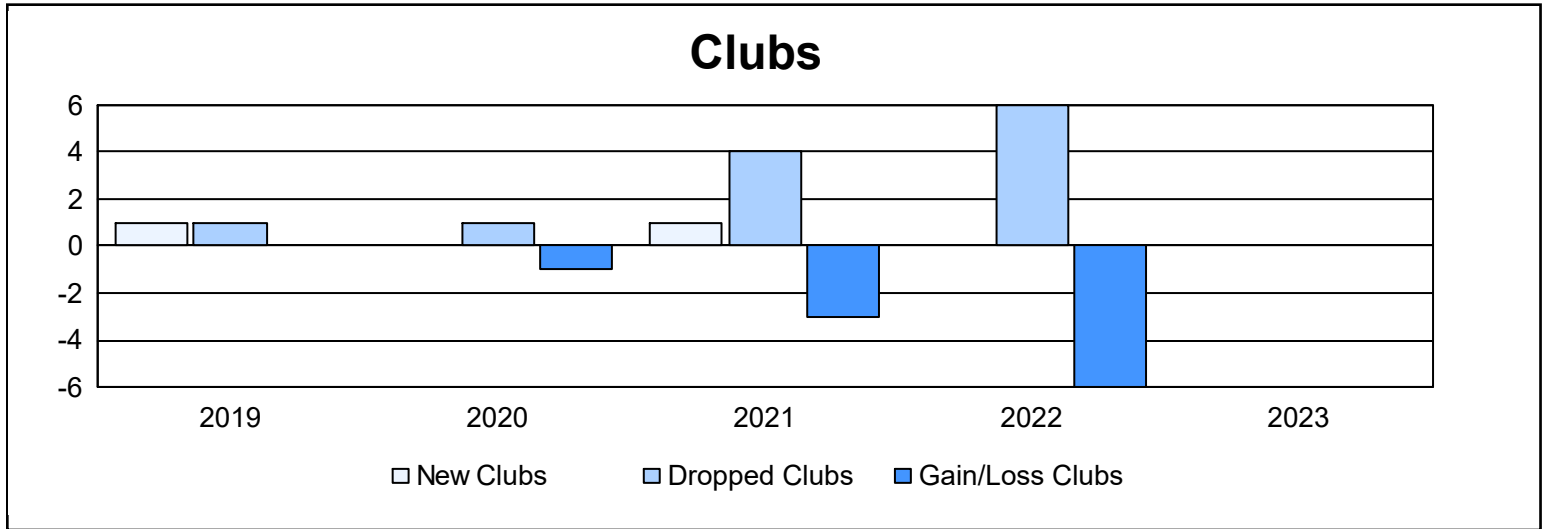
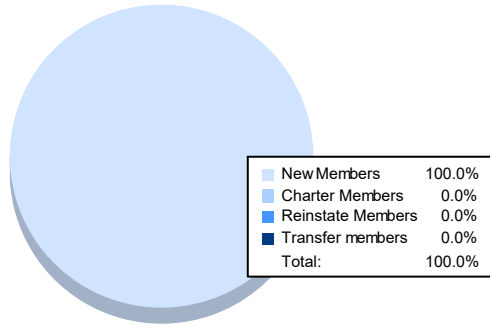


Year	New Clubs	Dropped Clubs	Gain/Loss Clubs	New Members	Charter Members	Reinstate Members	Transfer Members	Total Member Added	Total Members Dropped	Gain/Loss Members
2018-2019	1	1	0	79	25	15	16	135	195	-60
2019-2020	0	1	-1	33	3	19	2	57	120	-63
2020-2021	1	4	-3	85	25	1	6	117	155	-38
2021-2022	0	6	-6	46	2	14	1	63	211	-148
2022-2023	0	0	0	58	0	0	0	58	51	7
<b>Average</b>	<b>0</b>	<b>2</b>	<b>-2</b>	<b>60</b>	<b>11</b>	<b>10</b>	<b>5</b>	<b>86</b>	<b>146</b>	<b>-60</b>



### Membership Composition June 2023 Cumulative



### Gender Composition June 2023 Cumulative

